

PULL STATIONS

To activate the fire alarm in your building:

- Locate a pull station in the hall as you exit the building.
- Push in.
- Pull down.
- It will say 'activated.'
- Evacuate.
- Call 9-1-1.



PLEASE REMEMBER:

Always know **two ways** out of your building. Keep your walkways and exits clear so you can quickly and easily get out of your home.

Do not cover, obstruct, or hang anything from the sprinkler heads, smoke alarms, light fixtures, or ceiling.

BBQ SAFETY

- Only the fixed grills located throughout the apartment communities are allowed for outdoor cooking.

CLEANING RESPONSIBILITIES

- The resident is responsible for maintaining the apartment in a clean and sanitary fashion so as not to cause insect, rodent, or other health concerns.
- Keep floors, walkways, windows, entries, and porches clear and free of obstruction to allow for quick and easy evacuation.
- Take trash and recyclables out frequently to prevent accumulation.

STORAGE

- Residents and guests are not allowed to use or store firearms, ammunition, or any other weapon anywhere within University Housing communities.
- Possession or use of marijuana (recreational or medicinal) is not allowed in the University apartments.
- Lighter fluid, charcoal, and sharp gardening tools must be stored in a secured and locked container.

EVACUATION

EVACUATION PROCEDURES

When you hear the fire alarm sounding in the apartment, evacuate immediately.

- Leave using the nearest exit to you.
- Go to designated assembly area (see below)
- Check-in with roommate(s), neighbors, and friends once outside.
- Do not leave assembly area until directed to do so by emergency responders.

EXITS

- Always know two ways out. Be familiar with multiple stairwells in your building.

ELEVATORS

- Elevators will not work during a fire alarm. Use the stairs.

ASSEMBLY AREAS:

In the event of a fire alarm and building evacuation, residents must report to their designated assembly area shown below.



AGGIE VILLAGE

HOME SAFETY



IN CASE OF EMERGENCY:

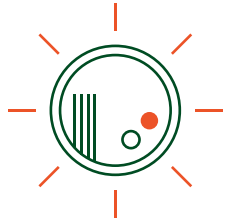
- Evacuate immediately.
- Evacuate quickly.
- Evacuate through stairwells.
- Do not stand in the way of emergency responders.
- Do not re-enter the building until told to do so.

For questions call
(970) 491-4746




HOUSING & DINING SERVICES
COLORADO STATE UNIVERSITY

Did you know that cooking is the **#1 cause** of home fires here at CSU and across the nation?



SMOKE ALARMS SAVE LIVES!

Never disconnect or cover your smoke alarms. If your smoke alarm is chirping, submit an online work order to replace the battery.

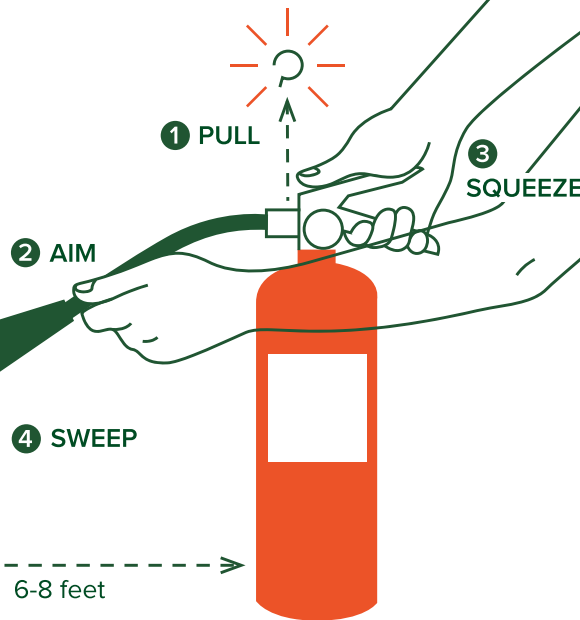


KITCHEN SAFETY

- When cooking, never leave food unattended.
- Always keep your stove and oven clean to prevent fires. Use a dish soap that has grease cleaning power to assist in frequent cleaning of grease and food debris on the cooktop.
- Keep your stovetop clear when not in use. Do not set dishware, cups, dish towels, or oven mitts on your stovetop as this creates a fire safety hazard.
- The wall near/around the stovetop should be cleaned frequently to avoid buildup, which is a fire hazard. Additionally, cellophane, cardboard, aluminum foil, and other flammable materials are not permitted on walls surrounding the stovetop.

THE FIRE EXTINGUISHER

Only use the fire extinguisher to get out of the apartment or on a small, contained fire. If there is a large fire, pull a pull station, get outside, and **call 9-1-1**.



TO USE THE FIRE EXTINGUISHER:

- 1 **P** - Pull the pin out
- 2 **A** - Aim at the base of the fire
- 3 **S** - Squeeze the lever
- 4 **S** - Sweep side to side

REMEMBER!

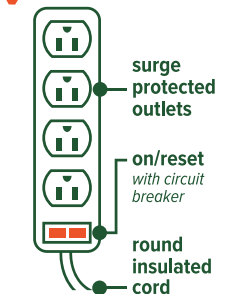
Fire extinguishers can only be used once. If you use your fire extinguisher, call 970-491-7171.




ELECTRICAL SAFETY

- Do not use multi-head plug-ins as they can overheat, melt, and cause a fire.
- Please use a power strip that has an internal circuit breaker that will protect against overheating, melting, and fires.
- Bathroom fans should not be on for longer than 20 minutes at a time. These fans have the potential to overheat and create a fire hazard.
- Please don't plug multiple electrical cords together. This is called 'daisy chaining' and it is a fire hazard.

USE THIS



NOT THIS



extension cords that are not power strips (flat cords without on/off power buttons)

OR THIS



overloading outlets or daisy chaining cords together